


FADPR2 Operating Instructions



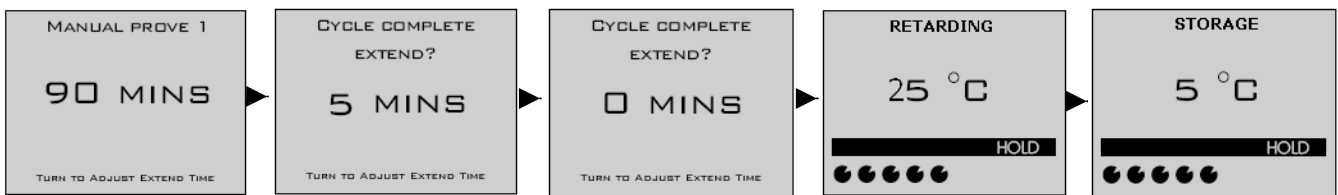
Manual Prove

Rotate the dial to select the programme required, i.e. 'MANUAL PROVE 1', press and release the dial. The display will change to the screen below left with the flashing of 'MANUAL PROVE 1'.

Press and release the dial to start the programme.

When the time reaches '0' the alarm will sound intermittently and the screen will change displaying '0'. Check the product to determine if further prove time is required, if YES, rotate the dial to 5 minutes press and release the dial to extend the programme, if NO, the controller will automatically change to retarding followed by storage.

To stop the programme press and hold the dial for 2 seconds.



	Manual Prove 1	Manual Prove 2	Manual Prove 3
Prove Time	90 minutes	80 minutes	70 minutes

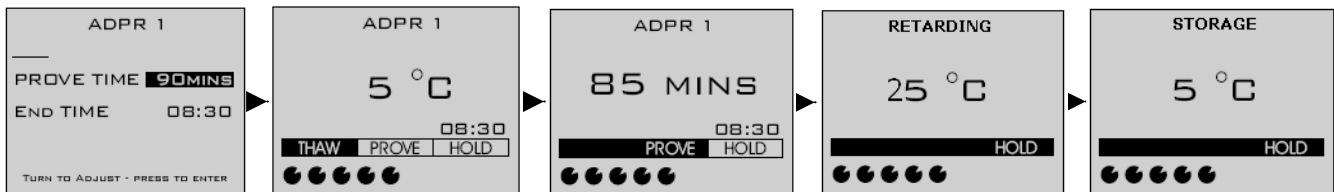
Automatic, Defrost, Prove and Retard

Rotate the dial to select the programme required, ADPR 1, press and release the dial. The screen will change to display prove time and end time. The 'PROVE TIME' value can be changed by rotating the dial clockwise to increase and anticlockwise to decrease. When the required value is entered press and release the dial to set it. The 'END TIME' will be highlighted to display the prove time that was last set, rotate the dial to adjust the time for the prove end time.



Press and release the dial to start the programme.

The screen will change to display internal air temperature, end time and function and continue through the programme until completion. To extend the process refer to 'MANUAL PROVE' above.



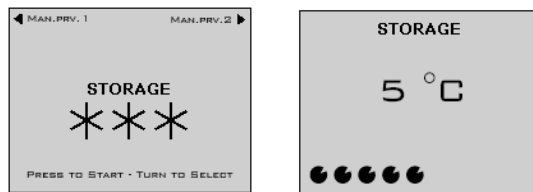
Storage

The storage programme is selected by rotating the dial until 'STORAGE' is displayed.

Press and release the dial to start the programme.

The screen will change, below middle, to display the internal temperature of the cabinet.

To stop the programme press and hold the dial for 2 seconds, the screen will change to display program selection menu.



If the controller is not running a program the display will 'switch off' after 20 minutes.

When this happens the screen will display the 'sleep bubble'.

Press or rotate the dial and the display will return to showing the previous operating program that was run.